


# Creative writing Homework

We have been very impressed with creative writing in Year 6 this term.

Over the holidays our English homework is to produce a free write – this should take at least one hour.

The work may be typed if you prefer.



How long should it be?

We want you to give it your best, for one hour! Try to enjoy the creative process.

How should I structure my time?

- 10 minutes planning
- 40 minutes writing
- 10 minutes of proof reading.

On the next slides you will see a planning sheet for a story, some inspiration pictures and the end of year writing targets – how many can you show off? .

### 1. Beginning

Where does your story start?

Who is there?

What are they doing?

### 2. Middle

What is the **problem**?

What happens? (Lots of action and excitement)

### 3. Sorting out the problem

How is the problem sorted out?

Who sorts it out?

### 4. End

What happens to the main characters at the end of the story?

What might your last line be?

## My Story Planning Sheet

Who are your characters?

### Setting

Where does your story take place?

What can be seen there?

What can be heard there?

How might your characters feel there?

This could be a useful  
planning sheet for a  
story.

Draw a picture of your setting:



## Free Write Challenge

You could write about this image!

Write anything you want relating to it. For example, it could be a story, a newspaper, a poem... its free for you to choose!

*An example opening from 6SM –*


As the sky glistened in the background, the frosty train headed towards the station. The enthusiastic driver shouted, “All aboard the Christmas express.”

Remember, If you prefer to use your own idea, you may.

## Free Write Challenge

You could write about this image!

Write anything you want relating to it. For example, it could be a story, a newspaper, a diary entry... its free for you to choose!



*Remember, If you prefer to use your own idea, you may.*




## Free Write Challenge

You could write about this image!

Write anything you want relating to it. For example, it could be a story, a newspaper, a letter... its free for you to choose!

*Remember, If you prefer to use your own idea, you may.*



## Free Write Challenge

You could write about this image!

Write anything you want relating to it. For example, it could be a story, a newspaper, a poem... its free for you to choose!

*Remember, If you prefer to use your own idea, you may.*

# MY WRITING CHECKLIST!

Stage 2	When I did this well
I chose specific language for the reader	
I kept the same voice – 1st Person, 2nd Person, 3rd Person - throughout my writing	
I described settings, characters and atmosphere	
I used dialogue and punctuated it correctly	
I used contracted forms in dialogue and informal writing	
I used passive voice	
I used modal verbs (may, might, should, could, can)	

I used conjunctions (after, although, because, yet, whereas, unless ETC)	
I used adverbials	
I used pronouns and synonyms (to avoid repetition)	
I used the correct verb tense consistently throughout my writing	
I used commas for clarity	
I used parenthesis (commas, dashes, brackets)	
I used hyphens	
I used semi-colons and colons	



You may upload the work to the website using the link below, or you may bring it in to school.

The deadline day is Thursday 11<sup>th</sup> of January, but, of course, you can of bring it in earlier.